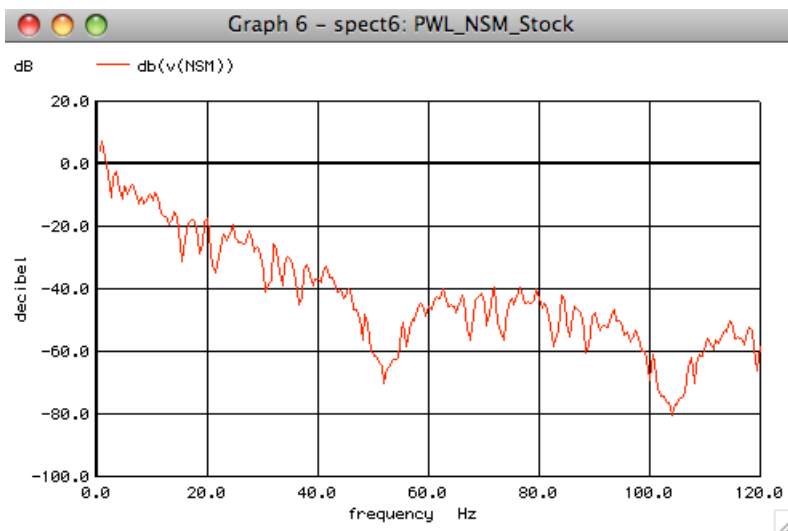
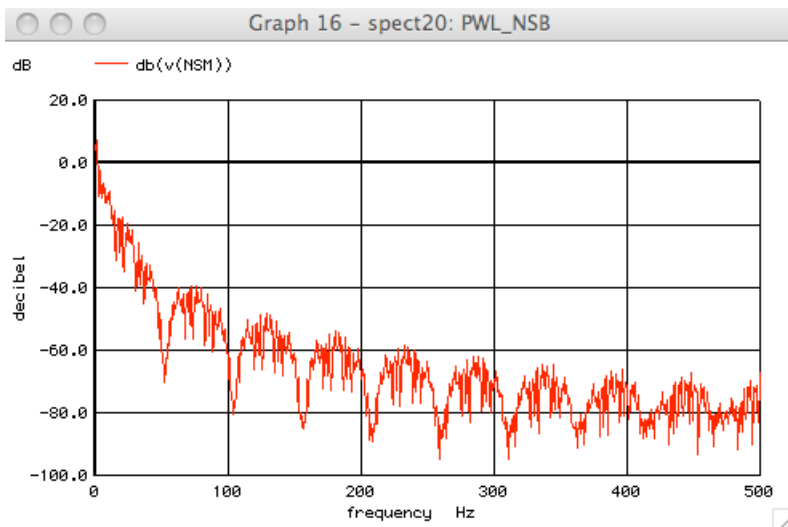


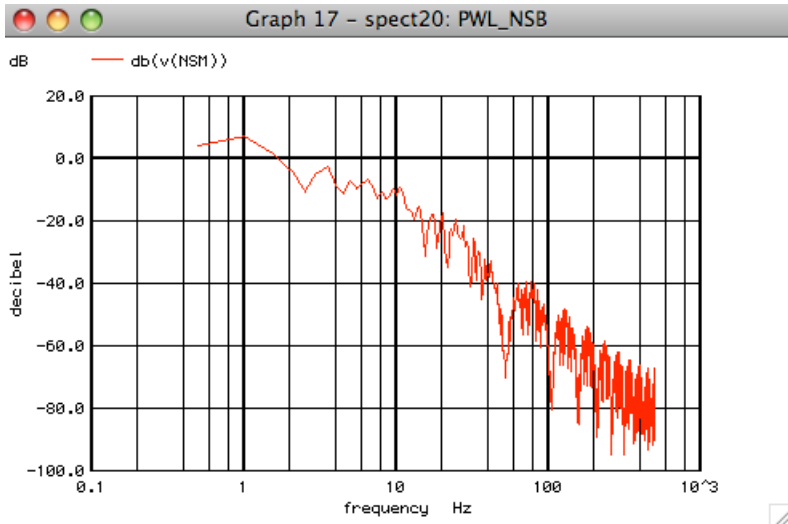
Note that time is going backwards.



Nyquist is at 26Hz_yr (fornight)
Spectrum from 0 to 26Hz_yr is real
Minimums at 52Hz_yr and 104Hz_yr
The even harmonics of Nyquist are attenuated
Suggests linearization is symmetrical
The Spectrum mirror imaging with itself
52->76 is mirror of 76->104 etc



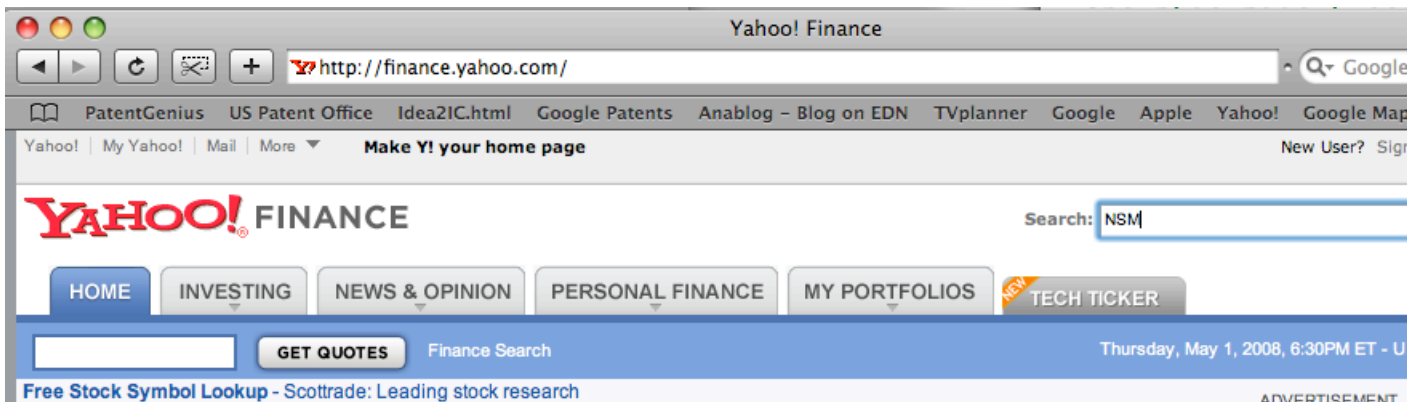
Signal below 26Hz_yr is real.
Above 26Hz_yr are linearization artifacts.
Low even harmonics means symmetry
Mirroring is typical for aliasing.



Stock is very much like 1/F noise.
It may look like it has a cycle to it.

=====How_to_Import_Stock_Data_to_PWL_Files=====

1) Go Online



NEW! Watch exclusive tech coverage on Tech Ticker.

National Semiconductor Corp. (NSM)

More On NSM

- Quotes**
- Summary
- Options
- Historical Prices
- Charts**
- Interactive
- Basic Chart
- Basic Tech. Analysis
- News & Info**
- Headlines
- Financial Blogs
- Company Events
- Message Board
- Company**
- Profile
- Key Statistics
- SEC Filings
- Competitors
- Industry
- Components

AMERITRADE
\$9.99 trades.
No surprises.

3.01% 
SAVINGS ACCOUNT
E*TRADE Bank Member FDIC

ACTIVE TRADERS 

NATL SEMICONDUCTOR (NYSE: NSM)
After Hours: **21.20 0.00 (0.00%)** as of 4:25PM ET on 05/01/08

Last Trade:	21.20	Day's Range:	20.37 - 21.25
Trade Time:	4:01PM ET	52wk Range:	16.21 - 29.69
Change:	↑ 0.81 (3.97%)	Volume:	5,673,820
Prev Close:	20.39	Avg Vol (3m):	6,276,790
Open:	20.50	Market Cap:	5.14B
Bid:	N/A	P/E (ttm):	17.79
Ask:	N/A	EPS (ttm):	1.19
1y Target Est:	22.21	Div & Yield:	0.24 (1.10%)

Quotes delayed, except where indicated otherwise. For consolidated real-time quotes (incl. pre/post market data), sign up for a free trial of [Real-time Quotes](#).

2) Select Historical Price at weekly rate

National Semiconductor Corp. (NSM)

At 4:01P

MORE ON NSM

- Quotes**
- Summary
- Options
- Historical Prices
- Charts**
- Interactive
- Basic Chart
- Basic Tech. Analysis
- News & Info**
- Headlines
- Financial Blogs
- Company Events
- Message Board
- Company**
- Profile
- Key Statistics
- SEC Filings
- Competitors
- Industry
- Components
- Analyst Coverage**
- Analyst Opinion
- Analyst Estimates
- Research Reports
- Star Analysts
- Ownership**
- Major Holders
- Insider Transactions
- Insider Roster
- Financials**

ACTIVE TRADERS 

E*TRADE

AMERITRADE
TRADE FREE FOR
30 DAYS + GET \$100
[GO](#)

Historical Prices

Get Hist

SET DATE RANGE

Start Date: Eg. Jan 1, 2003

End Date:

Daily
 Weekly
 Monthly
 Dividends Only

[Get Prices](#)

First | Prev | [Next](#) | Last

PRICES						
Date	Open	High	Low	Close	Avg Vol	Adj Close*
28-Apr-08	20.90	21.22	20.23	20.39	4,515,200	20.39
21-Apr-08	20.41	21.25	19.62	20.83	6,311,500	20.83
14-Apr-08	19.72	20.93	19.25	20.55	5,272,600	20.55
7-Apr-08	19.87	20.81	19.05	19.78	6,066,900	19.78
31-Mar-08	18.08	19.87	18.08	19.69	5,820,000	19.69
24-Mar-08	18.30	19.39	18.06	18.11	5,898,400	18.11
17-Mar-08	17.64	19.21	17.58	18.24	7,438,300	18.24
13-Mar-08	\$ 0.06 Dividend					
10-Mar-08	18.10	18.89	17.76	18.04	8,380,200	18.04
3-Mar-08	16.42	18.58	16.21	18.25	9,787,200	18.19
25-Feb-08	17.36	17.90	16.41	16.47	4,863,900	16.42

3) Download in spread sheet format

29-Jan-07	23.14	23.74	22.43	23.63	3,683,400	23.39
26-Jan-07	22.92	23.45	22.75	23.21	4,465,500	22.97

* Close price adjusted for dividends and splits.

First | Prev | [Next](#) | Last

[Download To Spreadsheet](#)

[Add to Portfolio](#) [Set Alert](#) [Email to a Friend](#)

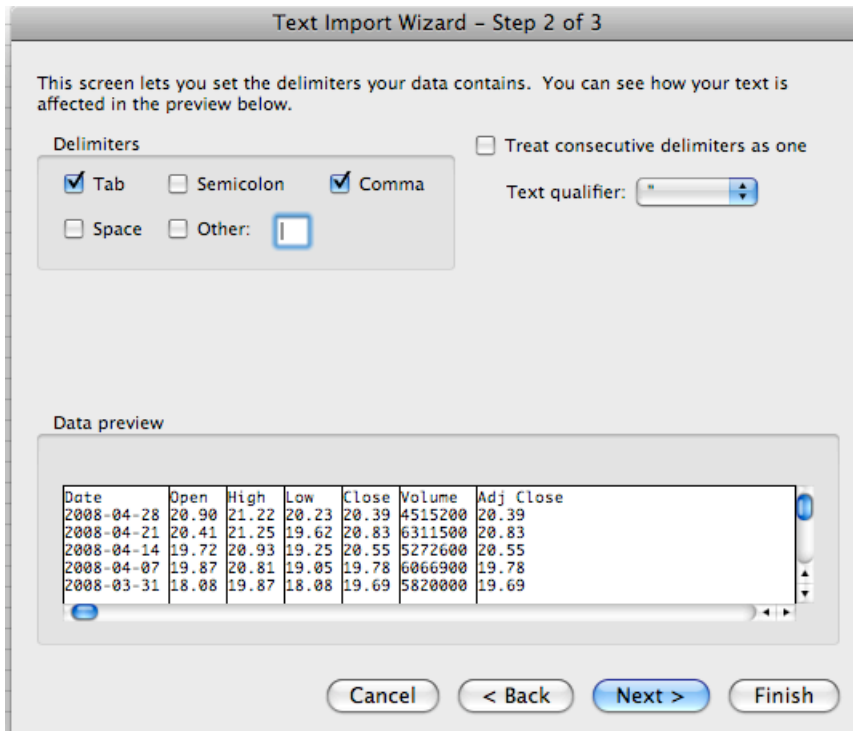
Get **Historical Prices** for Another Symbol: [Symbol Lookup](#)

- [Stock Screener](#)
- [Mergers & Acquisitions](#)
- [Splits](#)

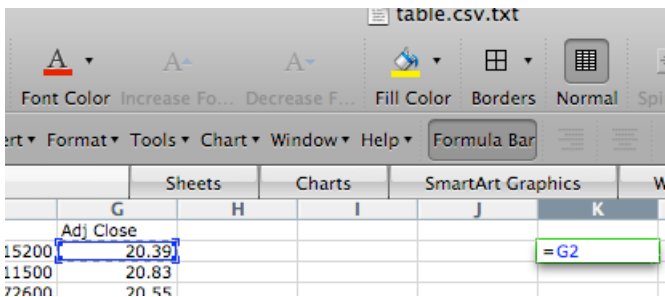
4) May have to add a ".txt" for "New Excel"

The screenshot shows the Microsoft Excel application window with the 'Open' dialog box open. The dialog is displaying the 'Downloads' folder. The file 'table.csv.txt' is selected in the file list. The 'Enable' dropdown menu is set to 'Text Files', and the 'Open' dropdown menu is set to 'Original'. The 'Name' field shows 'table.csv.txt'. The 'Cancel' and 'Open' buttons are visible at the bottom of the dialog.

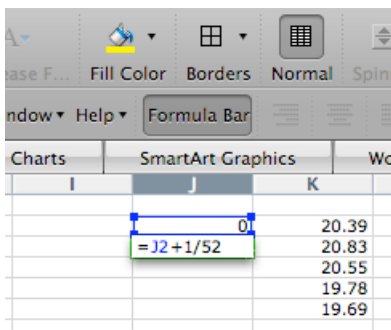
5) The usual Delimiters



6) Copy as such for a Y column



7) Calibrate a X column to 1year



8) Precede with a '+' text column

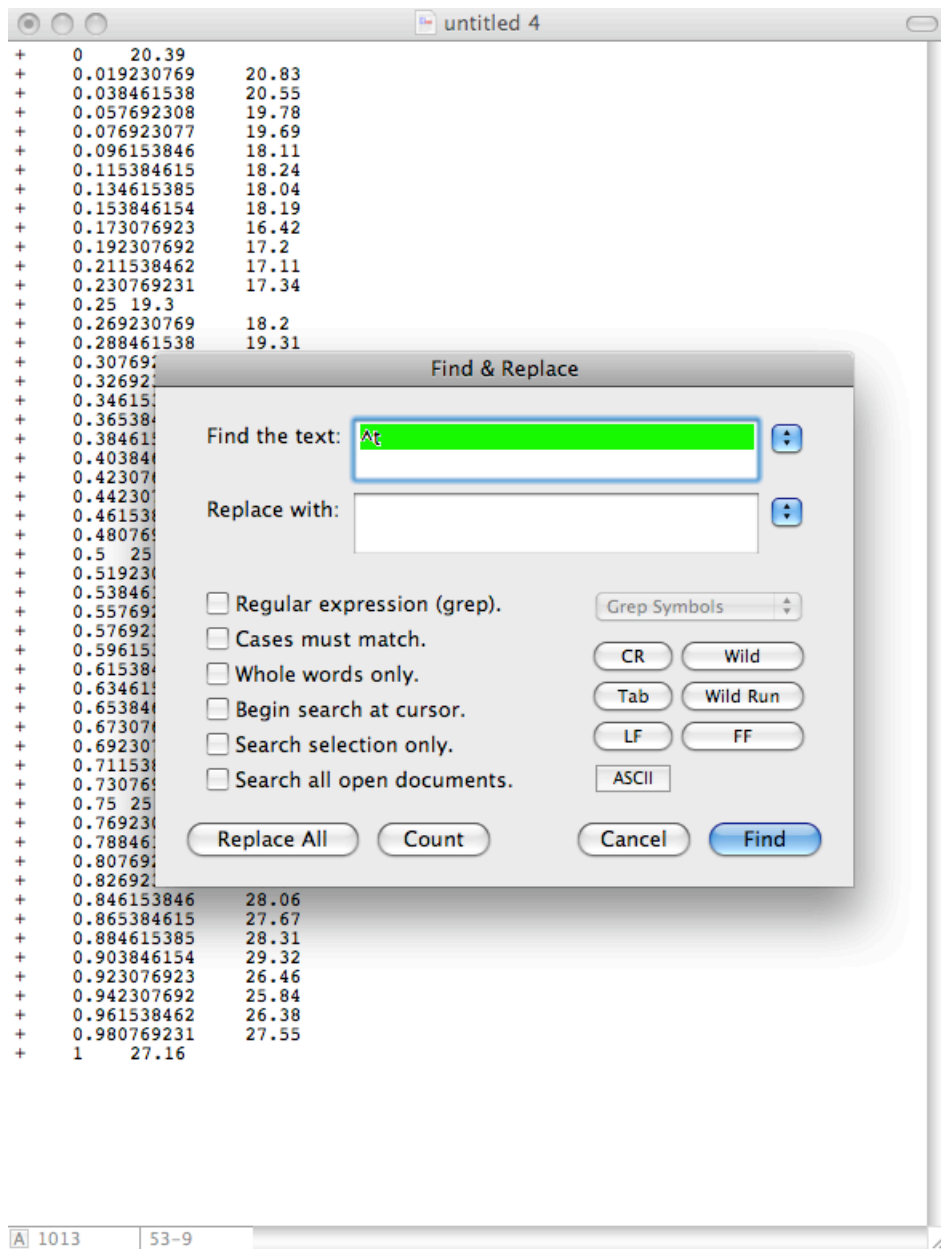
I	J	K
+	0	20.39
	0.01923077	20.83
	0.03846154	20.55
	0.05769231	19.78
	0.07692308	19.69

9) Extend down to desired number of years

+	0	20.39
+	0.01923077	20.83
+	0.03846154	20.55
+	0.05769231	19.78
+	0.07692308	19.69
+	0.09615385	18.11
+	0.11538462	18.24
+	0.13461538	18.04
+	0.15384615	18.19
+	0.17307692	16.42
+	0.19230769	17.2
+	0.21153846	17.11
+	0.23076923	17.34
+	0.25	19.3
+	0.26923077	18.2
+	0.28846154	19.31
+	0.30769231	19.74
+	0.32692308	20.97
+	0.34615385	22.64
+	0.36538462	23.3
+	0.38461538	23.67
+	0.40384615	24.39
+	0.42307692	22.73
+	0.44230769	22.23
+	0.46153846	22.42
+	0.48076923	23.27
+	0.5	25.08
+	0.51923077	24.81
+	0.53846154	25.86
+	0.55769231	26.39
+	0.57692308	26.89
+	0.59615385	26.96
+	0.61538462	26.28
+	0.63461538	25.28
+	0.65384615	25.57
+	0.67307692	26.13
+	0.69230769	26.65
+	0.71153846	25.08
+	0.73076923	25.02
+	0.75	25.17
+	0.76923077	25.85
+	0.78846154	27.53
+	0.80769231	28.82
+	0.82692308	28.61
+	0.84615385	28.06
+	0.86538462	27.67
+	0.88461538	28.31
+	0.90384615	29.32
+	0.92307692	26.46
+	0.94230769	25.84
+	0.96153846	26.38
+	0.98076923	27.55
+	1	27.16

10) Cut and paste into a text editor

11) Convert all tabs to 5 spaces



12) Add a `PWL_header/PWL_end` and save as a `PWL` file.


```
untitled 4
Vpwl_NSM NSM 0 PNL(
+ 0 20.39
+ 0.019230769 20.83
+ 0.038461538 20.55
+ 0.057692308 19.78
+ 0.076923077 19.69
+ 0.096153846 18.11
+ 0.115384615 18.24
+ 0.134615385 18.04
+ 0.153846154 18.19
+ 0.173076923 16.42
+ 0.192307692 17.2
+ 0.211538462 17.11
+ 0.230769231 17.34
+ 0.25 19.3
+ 0.269230769 18.2
+ 0.288461538 19.31
+ 0.307692308 19.74
+ 0.326923077 20.97
+ 0.346153846 22.64
+ 0.365384615 23.3
+ 0.384615385 23.67
+ 0.403846154 24.39
+ 0.423076923 22.73
+ 0.442307692 22.23
+ 0.461538462 22.42
+ 0.480769231 23.27
+ 0.5 25.08
+ 0.519230769 24.81
+ 0.538461538 25.86
+ 0.557692308 26.39
+ 0.576923077 26.89
+ 0.596153846 26.96
+ 0.615384615 26.28
+ 0.634615385 25.28
+ 0.653846154 25.57
+ 0.673076923 26.13
+ 0.692307692 26.65
+ 0.711538462 25.08
+ 0.730769231 25.02
+ 0.75 25.17
+ 0.769230769 25.85
+ 0.788461538 27.53
+ 0.807692308 28.82
+ 0.826923077 28.61
+ 0.846153846 28.06
+ 0.865384615 27.67
+ 0.884615385 28.31
+ 0.903846154 29.32
+ 0.923076923 26.46
+ 0.942307692 25.84
+ 0.961538462 26.38
+ 0.980769231 27.55
+ 1 27.16
+ )
```

13) Put it where spice can include it.