

Saturday June 6th 2009

[O p t i m o z](#)[Mailinglist](#) | [Source Code](#)[Mouse Gestures](#)[Tweaks](#)[Installation](#) | [FAQs](#) | [Bugs](#) | [Screenshots](#)

Mouse Gestures



rapid execution of common browser commands with mouse movements [→ get it](#)

[What are mouse gestures?](#)

Mouse Gestures are a fast way to execute commands without using the keyboard, menus or toolbars. Instead, the user holds down a mouse button (usually the right one), moves the mouse in a certain way to form a gesture, then releases the mouse button.

In web browsers like **Mozilla Firefox** or the **Mozilla Suite**, gestures are used to go back or forward a page, switch between tabs, open multiple links at once, control text or image size, and numerous other functions.

However, gestures are in no way limited to browsers: the Mouse Gestures extension also supports **Mozilla Thunderbird**, **Mail and News** (Mozilla's built-in email client) and **Chatzilla**.

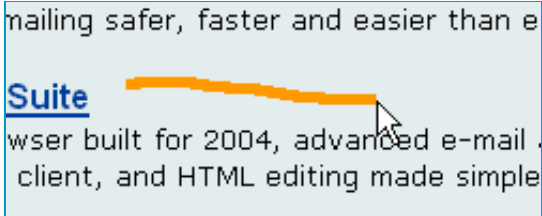
[Mouse Gesture examples](#)

Below is a selection of the wide range of gesture functions. All screen shots were taken with the optional feature "mouse trails" enabled, to illustrate how the mouse was moved. To see a list of other default gestures, visit our [Supported Gestures](#) page.



Back (Left):

Goes back a page in the browsing history.



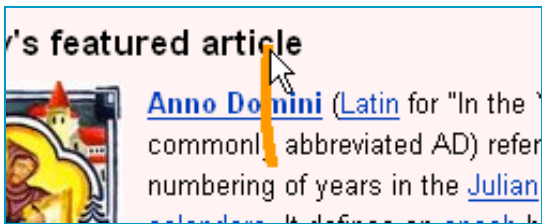
Forward (Right):

Goes one page forward in the browsing history.



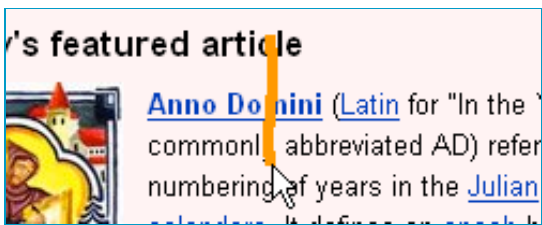
Close Tab/Window (Down-Right):

Closes the active tab, or if there is only one tab, the window.



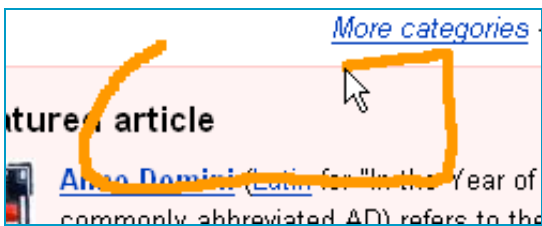
New Tab (Up):

Opens the link crossed by the gesture in a new tab. If there is no such link, an empty tab is opened.



New Window (Down):

Opens the link crossed by the gesture in a new browser window. If there is no such link, an empty window is opened.



Open links in tabs (end with Right-Up-Left):

Making any gesture ending with a straight Right-Up-Left movement opens all crossed links in tabs.